

# Applicants and Enrollments for 2014

Classification		Admission Capacity	Number of Applicants			Number of Examinees			Number of Successful Examinees			Enrollment			
			Male	Female	Subtotal	Male	Female	Subtotal	Male	Female	Subtotal	Male	Female	Subtotal	
Faculty of Education	Teacher-Training Courses	130	227	319	546	168	240	408	57	84	141	55	83	138	
	Humanity and Environmental Science Courses	70	63 (1)	143 (1)	206 (2)	44 (1)	94 (1)	138 (2)	23	57	80	18	53	71	
	<b>Total</b>	<b>200</b>	<b>290 (1)</b>	<b>462 (1)</b>	<b>752 (2)</b>	<b>212 (1)</b>	<b>334 (1)</b>	<b>546 (2)</b>	<b>80</b>	<b>141</b>	<b>221</b>	<b>73</b>	<b>136</b>	<b>209</b>	
Faculty of Law	Daytime Course Department of Law	150	323	223 (2)	546 (2)	214	154 (2)	368 (2)	110	75 (1)	185 (1)	90	70	160	
	Evening Course Department of Law	10	6	3	9	5	3	8	4	3	7	4	3	7	
	<b>Total</b>	<b>160</b>	<b>329</b>	<b>226 (2)</b>	<b>555 (2)</b>	<b>219</b>	<b>157 (2)</b>	<b>376 (2)</b>	<b>114</b>	<b>78 (1)</b>	<b>192 (1)</b>	<b>94</b>	<b>73</b>	<b>167</b>	
Faculty of Economics	Daytime Course	Department of Economics	100	261 (3)	99	360 (3)	148 (3)	61	209 (3)	84	29	113	71	27	98
		Department of Business Administration Systems	105	202 (8)	140 (5)	342 (13)	131 (8)	100 (5)	231 (13)	66 (3)	52 (2)	118 (5)	58 (2)	51	109 (2)
		Department of Regional and Social Systems	75	86 (1)	144 (2)	230 (3)	62 (1)	115 (2)	177 (3)	33	52	85	29	47	76
		<b>Subtotal</b>	<b>280</b>	<b>549 (12)</b>	<b>383 (7)</b>	<b>932 (19)</b>	<b>341 (12)</b>	<b>276 (7)</b>	<b>617 (19)</b>	<b>183 (3)</b>	<b>133 (2)</b>	<b>316 (5)</b>	<b>158 (2)</b>	<b>125</b>	<b>283 (2)</b>
	Evening Course	Department of Economics	6	6		6	6		6	3		3	3		3
		Department of Business Administration Systems	8	12	6	18	12	5	17	5	1	6	5	1	6
		Department of Regional and Social Systems	6	4	2	6	4	2	6	3	2	5	3	2	5
		<b>Subtotal</b>	<b>20</b>	<b>22</b>	<b>8</b>	<b>30</b>	<b>22</b>	<b>7</b>	<b>29</b>	<b>11</b>	<b>3</b>	<b>14</b>	<b>11</b>	<b>3</b>	<b>14</b>
	<b>Total</b>	<b>300</b>	<b>571 (12)</b>	<b>391 (7)</b>	<b>962 (19)</b>	<b>363 (12)</b>	<b>283 (7)</b>	<b>646 (19)</b>	<b>194 (3)</b>	<b>136 (2)</b>	<b>330 (5)</b>	<b>169 (2)</b>	<b>128</b>	<b>297 (2)</b>	
	Faculty of Medicine	School of Medicine	109	487	263	750	323	165	488	75	37	112	72	37	109
School of Nursing		60	22	183	205	12	132	144	8	58	66	8	52	60	
<b>Total</b>		<b>169</b>	<b>509</b>	<b>446</b>	<b>955</b>	<b>335</b>	<b>297</b>	<b>632</b>	<b>83</b>	<b>95</b>	<b>178</b>	<b>80</b>	<b>89</b>	<b>169</b>	
Faculty of Engineering	Department of Safety Systems Construction Engineering	60	153 (1)	56 (1)	209 (2)	113 (1)	49 (1)	162 (2)	47	22 (1)	69 (1)	43	19	62	
	Electronics and Information Engineering	80	299 (2)	15 (1)	314 (3)	230 (2)	14 (1)	244 (3)	85	5 (1)	90 (1)	77	5 (1)	82 (1)	
	Department of Intelligent Mechanical Systems Engineering	60	218 (1)	6	224 (1)	159 (1)	2	161 (1)	66		66	60		60	
	Department of Advanced Materials Science	60	185 (3)	49 (2)	234 (5)	137 (3)	38 (2)	175 (5)	53 (3)	13 (2)	66 (5)	48 (2)	12 (1)	60 (3)	
	<b>Total</b>	<b>260</b>	<b>855 (7)</b>	<b>126 (4)</b>	<b>981 (11)</b>	<b>639 (7)</b>	<b>103 (4)</b>	<b>742 (11)</b>	<b>251 (3)</b>	<b>40 (4)</b>	<b>291 (7)</b>	<b>228 (2)</b>	<b>36 (2)</b>	<b>264 (4)</b>	
Faculty of Agriculture	Department of Applied Biological Science	150	310 (2)	270 (1)	580 (3)	246 (2)	225 (1)	471 (3)	94 (1)	78	172 (1)	85	71	156	
<b>Grand Total</b>		<b>1,239</b>	<b>2,864 (22)</b>	<b>1,921 (15)</b>	<b>4,785 (37)</b>	<b>2,014 (22)</b>	<b>1,399 (15)</b>	<b>3,413 (37)</b>	<b>816 (7)</b>	<b>568 (7)</b>	<b>1,384 (14)</b>	<b>729 (4)</b>	<b>533 (2)</b>	<b>1,262 (6)</b>	

( ) indicates the number of Private Expense Foreign students.

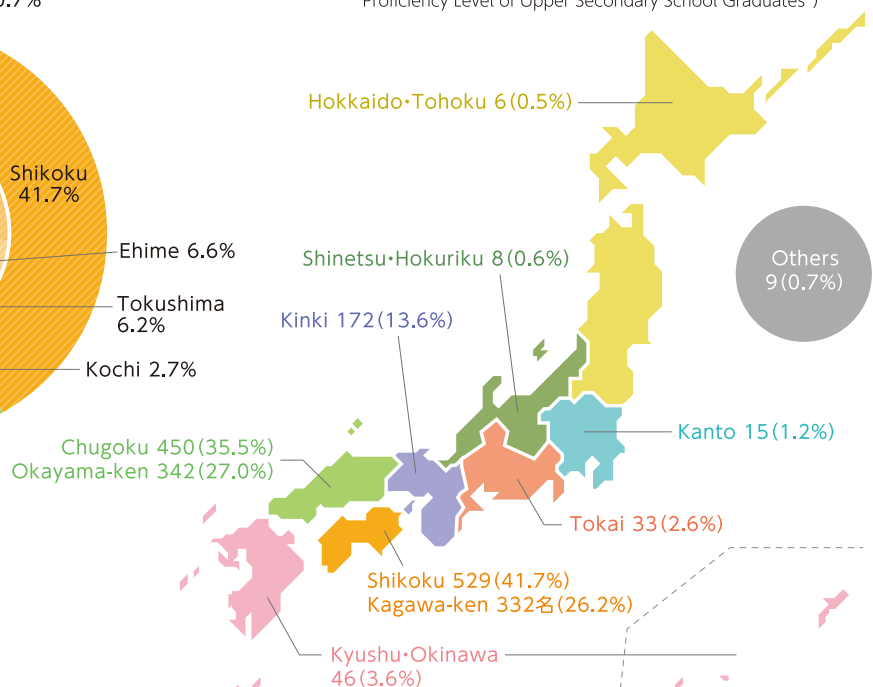
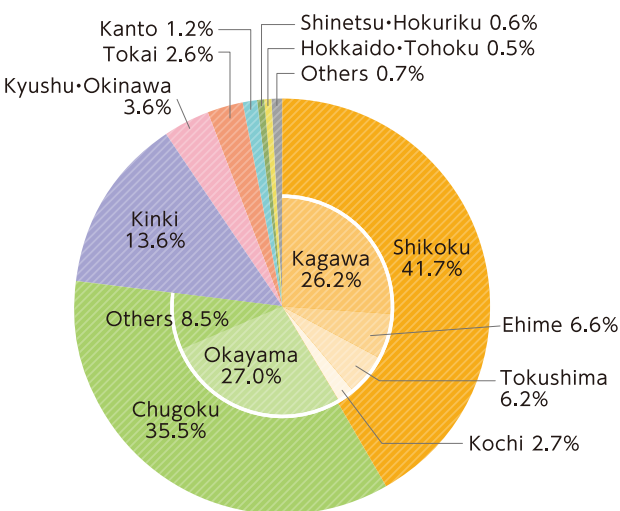
# Hometowns of Students

As of May 1, 2014

Prefecture	Enrollment						Subtotal
	Education	Law	Economics	Medicine	Engineering	Agriculture	
Hokkaido		2	2		1		5
Aomori							0
Iwate							0
Miyagi		1					1
Akita							0
Yamagata							0
Fukushima							0
Ibaraki		1		1	1		3
Tochigi						1	1
Gunma							0
Saitama				3		1	4
Chiba				1			1
Tokyo				2	3		5
Kanagawa				1			1
Niigata						1	1
Toyama							0
Ishikawa					1		1
Fukui		1		1	2		4
Yamanashi					1		1
Nagano					1		1
Gifu		2		1		1	4
Shizuoka		1	1		1	1	4
Aichi	1	3	1		7	4	16
Mie		1			6	2	9

Prefecture	Enrollment						Subtotal
	Education	Law	Economics	Medicine	Engineering	Agriculture	
Shiga		1				3	4
Kyoto		2		4	7	5	18
Osaka	1	9	1	3	10	12	36
Hyogo	9	9	13	17	25	17	90
Nara	1	2	1	5		4	13
Wakayama	2	3		2	2	2	11
Tottori	1	6	4		2	2	15
Shimane	2	2	4		3	4	15
Okayama	56	29	115	42	73	27	342
Hiroshima	7	14	10	14	18	4	67
Yamaguchi		5		3	2	1	11
Tokushima	10	18	22	9	13	7	79
Kagawa	101	33	73	35	57	33	332
Ehime	8	9	36	10	15	6	84
Kochi	3	8	9	5	7	2	34
Fukuoka			2	2		1	5
Saga				1			1
Nagasaki	2	2	1	1	1	4	11
Kumamoto		1		1	2	1	5
Oita	2	1		1	2	1	7
Miyazaki	1	1	1	1		6	10
Kagoshima						2	2
Okinawa	2			1	1	1	5
Others			3	2	4		9
<b>Total</b>	<b>209</b>	<b>167</b>	<b>299</b>	<b>169</b>	<b>268</b>	<b>156</b>	<b>1,268</b>

Note Others: Foreign students and students who have passed the certification examination. (Certification examination: "Certificate for Students Achieving the Proficiency Level of Upper Secondary School Graduates")



( ) indicates the percentage of students on the whole.

Data

# Employment Situation of Graduates

As of May 1, 2014

## Faculties

Classification		Faculty of Education		Faculty of Law		Faculty of Economics		Faculty of Medicine		Faculty of Engineering		Faculty of Agriculture		Total
		Daytime course	Evening course	Daytime course	Evening course	Daytime course	Evening course	Daytime course	Evening course	Daytime course	Evening course	Daytime course	Evening course	
Graduating Students	Male	72	91	4	176	10	55	216	89	713				
	Female	145	63	1	124	3	104	42	73	555				
	Subtotal	217	154	5	300	13	159	258	162	1,268				
Advanced to Graduate School	Male	15	3	2	8	0	0	103	43	174				
	Female	12	6	1	1	0	6	10	25	61				
	Subtotal	27	9	3	9	0	6	113	68	235				
Employment	Male	52	63	2	136	10	50	103	39	455				
	Female	120	48	0	119	3	94	31	44	459				
	Subtotal	172	111	2	255	13	144	134	83	914				
Others	Male	5	25	0	32	0	5	10	7	84				
	Female	13	9	0	4	0	4	1	4	35				
	Subtotal	18	34	0	36	0	9	11	11	119				

### Classification of employed persons (914)

Category of Employment		Private Enterprises		Education		Medical & Welfare		Public Officials		Total
		Male	Female	Male	Female	Male	Female	Male	Female	
Private Enterprises	Male	5	31	1	108	9	0	79	33	266
	Female	41	23	0	103	3	0	25	41	236
	Subtotal	46	54	1	211	12	0	104	74	502
Education	Male	43	2	0	2	0	0	1	0	48
	Female	55	8	0	5	0	7	0	1	76
	Subtotal	98	10	0	7	0	7	1	1	124
Medical & Welfare	Male	0	1	1	3	0	50	0	0	55
	Female	15	4	0	1	0	82	0	0	102
	Subtotal	15	5	1	4	0	132	0	0	157
Public Officials	Male	4	29	0	23	1	0	23	6	86
	Female	9	13	0	10	0	5	6	2	45
	Subtotal	13	42	0	33	1	5	29	8	131
Employment by Region	Shikoku									
	Kagawa-ken	82	32	91	61	49	21	336		
	Other Prefectures	7	20	39	8	13	7	94		
	Chugoku	64	28	75	23	29	14	233		
	Kinki	8	12	28	24	21	21	114		
	Kanto	8	10	26	18	21	11	94		
	Tokai	1	4	5	3	1	4	18		
	Kyushu	2	5	3	4	0	4	18		
Others	0	2	1	3	0	1	7			

## Graduate Schools

Classification		Master's Course							Professional Degree Program	Doctor's Course		Total
		Graduate School of Education	Graduate School of Law	Graduate School of Economics	Graduate School of Medicine	Graduate School of Engineering	Graduate School of Agriculture	Graduate School of Management	Graduate School of Medicine	Graduate School of Engineering		
Graduating Students	Male	18	4	1	1	103	27	28	12	6	200	
	Female	21	1	6	10	13	14	6	10	0	81	
	Subtotal	39	5	7	11	116	41	34	22	6	281	
Advanced to Graduate School	Male	0	0	0	0	5	3	1	0	0	9	
	Female	1	0	1	0	2	3	0	0	0	7	
	Subtotal	1	0	1	0	7	6	1	0	0	16	
Employment	Male	15	3	1	1	95	22	24	12	6	179	
	Female	17	1	2	10	10	11	3	8	0	62	
	Subtotal	32	4	3	11	105	33	27	20	6	241	
Others	Male	3	1	0	0	3	2	3	0	0	12	
	Female	3	0	3	0	1	0	3	2	0	12	
	Subtotal	6	1	3	0	4	2	6	2	0	24	

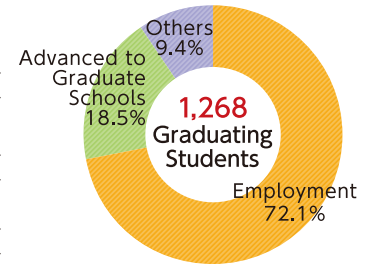
### Classification of employed persons (241)

Category of Employment		Private Enterprises		Education		Medical & Welfare		Public Officials		Total
		Male	Female	Male	Female	Male	Female	Male	Female	
Private Enterprises	Male	1	3	1	0	93	22	15	0	137
	Female	3	0	2	0	10	11	3	0	29
	Subtotal	4	3	3	0	103	33	18	0	166
Education	Male	12	0	0	1	0	0	0	4	19
	Female	11	0	0	5	0	0	0	2	18
	Subtotal	23	0	0	6	0	0	0	6	37
Medical & Welfare	Male	2	0	0	0	0	0	3	8	13
	Female	1	0	0	5	0	0	0	6	12
	Subtotal	3	0	0	5	0	0	3	14	25
Public Officials	Male	0	0	0	0	2	0	6	0	10
	Female	2	1	0	0	0	0	0	0	3
	Subtotal	2	1	0	0	2	0	6	0	13

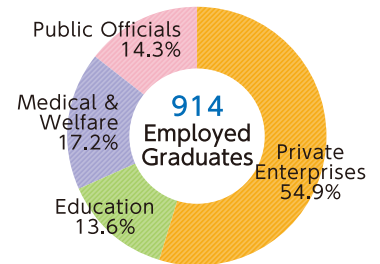
\*Using the Ministry of Education, Culture, Sports, Science and Technology's definition of "employment." However, temporary employment (limited to teaching staff and nursery school teachers) and self-employment are included.

\*Numbers of employees by industry from Kagawa-Ehime Universities' Graduate School of Law are undetermined pending the bar examination.

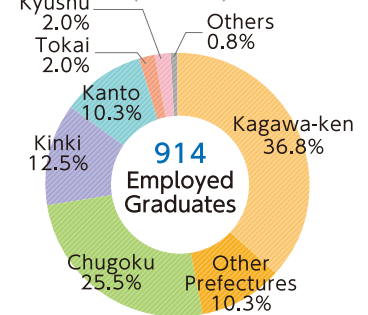
### Categories of Career (Faculties)



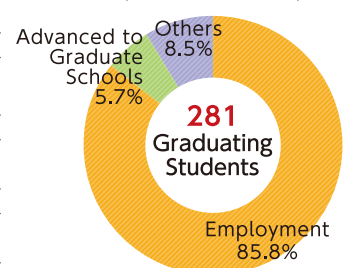
### Categories of Employment (Faculties)



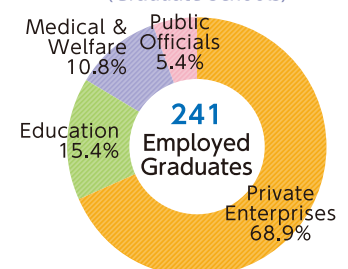
### Employment by Region (Faculties)



### Categories of Career (Graduate Schools)



### Categories of Employment (Graduate Schools)



## New Bar Examination Applicants and Passers

Classification	Applicants	Number of Examinee	Applicants with marks required to pass the short-answer test	Final passers
2009	59	42	16	3(1)
2010	62	52	29	10(0)
2011	64	44	19	2(0)
2012	50	39	19	2(0)
2013	45	27	14	5(1)
Total	280	204	97	22(2)

\* ( ) indicate the number of students in the junior course (for repeaters)

## Passing Status of the National Examination (Unit: people)

### Doctor

Classification	Number of Graduate	Recent College Graduate			Previous Graduate			Total Number			National Examination Pass Rate (%)
		Number of Examinee	Number of Successful Graduate	Examination Pass Rate (%)	Number of Examinee	Number of Successful Graduate	Examination Pass Rate (%)	Number of Examinee	Number of Successful Graduate	Examination Pass Rate (%)	
104th(2010)	103	103	101	98.1	5	4	80.0	108	105	97.2	89.2
105th(2011)	97	97	85	87.6	3	2	66.7	100	87	87.0	89.3
106th(2012)	91	91	82	90.1	13	7	53.8	104	89	85.6	90.2
107th(2013)	96	95	90	94.7	15	10	66.7	110	100	90.9	89.8
108th(2014)	88	88	81	92.0	11	7	63.6	99	88	88.9	90.6
Total	475	474	439	92.6	47	30	63.8	521	469	90.0	

### Nurse

Classification	Number of Graduate	Recent College Graduate			Previous Graduate			Total Number			National Examination Pass Rate (%)
		Number of Examinee	Number of Successful Graduate	Examination Pass Rate (%)	Number of Examinee	Number of Successful Graduate	Examination Pass Rate (%)	Number of Examinee	Number of Successful Graduate	Examination Pass Rate (%)	
99th(2010)	64	55	55	100.0	1	0	0.0	56	55	98.2	89.5
100th(2011)	65	55	55	100.0	1	1	100.0	56	56	100.0	91.8
101th(2012)	73	63	63	100.0	0	0		63	63	100.0	90.1
102th(2013)	67	59	57	96.6	0	0		59	57	96.6	88.8
103th(2014)	71	61	60	98.4	2	2	100.0	63	62	98.4	89.8
Total	340	293	290	99.0	4	3	75.0	297	293	98.7	

### Public Health Nurse

Classification	Number of Graduate	Recent College Graduate			Previous Graduate			Total Number			National Examination Pass Rate (%)
		Number of Examinee	Number of Successful Graduate	Examination Pass Rate (%)	Number of Examinee	Number of Successful Graduate	Examination Pass Rate (%)	Number of Examinee	Number of Successful Graduate	Examination Pass Rate (%)	
96th(2010)	64	64	60	93.8	0	0		64	60	93.8	86.6
97th(2011)	65	65	65	100.0	2	1	50.0	67	66	98.5	86.3
98th(2012)	73	73	70	95.9	2	1	50.0	75	71	94.7	86.0
99th(2013)	67	67	67	100.0	2	2	100.0	69	69	100.0	96.0
100th(2014)	71	71	69	97.2	0	0		71	69	97.2	86.5
Total	340	340	331	97.4	6	4	66.7	346	335	96.8	

# The Number of Scholarship Students

As of March 1, 2014

Classification	First Category Scholarship							Second Category Scholarship (Called "Kiboh 21 Plan" Scholarship)							Grand total	
	Fresh-man	Sopho-more	Junir	Senior	5th	6th	Total	Fresh-man	Sopho-more	Junir	Senior	5th	6th	Total		
Faculty of Education	33	36	42	44			155	40	51	54	40			185	340	
Faculty of Law	32	36	36	33			137	41	51	50	47			189	326	
Faculty of Economics	64	68	71	61			264	69	90	99	75			333	597	
Faculty of Medicine	School of Medicine	8	14	17	14	13	8	74	16	19	30	25	21	23	134	208
	School of Nursing	13	12	20	13			58	22	23	18	20			83	141
Faculty of Engineering	35	42	37	39			153	70	85	80	62			297	450	
Faculty of Agriculture	23	36	30	24			113	43	39	33	46			161	274	
<b>Total</b>	<b>208</b>	<b>244</b>	<b>253</b>	<b>228</b>	<b>13</b>	<b>8</b>	<b>954</b>	<b>301</b>	<b>358</b>	<b>364</b>	<b>315</b>	<b>21</b>	<b>23</b>	<b>1,382</b>	<b>2,336</b>	
Graduate School of Education	12	9					21	2	1					3	24	
Graduate School of Law		2					2	1						1	3	
Graduate School of Economics							0							0	0	
Graduate School of Medicine (Master)							0							0	0	
Graduate School of Medicine (Doctor of Phylosophy)				1	1		2							0	2	
Graduate School of Engineering (Master)	43	52					95	11	8					19	114	
Graduate School of Engineering (Doctor of Phylosophy)	1	1	2				4							0	4	
Graduate School of Agriculture	24	17					41	4	7					11	52	
Graduate School of Management	3	3					6							0	6	
Kagawa-Ehime Universities' Graduate School of Law	1	2	3				6		1	1				2	8	
<b>Total</b>	<b>84</b>	<b>86</b>	<b>6</b>	<b>1</b>			<b>177</b>	<b>18</b>	<b>17</b>	<b>1</b>	<b>0</b>			<b>36</b>	<b>213</b>	

Data

## Facilities

### Health and Welfare Facilities for Students

Classification	Location	Total Floor Area (m <sup>2</sup> )	Remarks on Facilities etc
University Hall	Saiwai-Cho District	3,299	1F:Cafeteria (630 seats), Store, Office 2F:Cafeteria (120 seats), Career Support Center
Faculty of Medicine Student Hall	Miki-Cho District	1,287	Store, Common Lounge, Training Camp Room, Shower Room, Seminar Room, Tutorial Room, Circle Common Room, Japanese-Style Room, Music Practice Room, Darkroom
Faculty of Medicine Cafeteria	Miki-Cho District	480	Cafeteria (182 seats), Tearoom (36 seats)
Faculty of Engineering Cafeteria	Hayashi-Cho District	815	Cafeteria (292 seats), Lounge Corner, Store
Ikenobe Hall	Miki-Cho District	781	Tearoom (20 seats), Lounge, Recreation Room, International Exchange Room, Store, Common Room, Assembly Room, Music Practice Room, Large Assembly Room, Japanese-Style Room
Faculty of Agriculture Cafeteria	Miki-Cho District	406	Cafeteria (156 seats)
Health Center	Saiwai-Cho District	399	
(Faculty of Medicine Sub-center)	(Miki-Cho District)	(149)	Consultation Room, Counseling Room, Resting Room, Health Guidance Room, Multipurpose Room, Office, Examination Room
(Faculty of Engineering Sub-center)	(Hayashi-Cho District)	(129)	
(Faculty of Agriculture Sub-center)	(Miki-Cho District)	( 81)	
Facility for Extracurricular Activities and Facility for Study and Training	Saiwai-Cho District	1,439	Common Room, Music Practice Room, Japanese-Style Practice Room, Workroom, Assembly Room
Dormitories	Yashima District		Capacity Yashima Dormitory (Men) 109
	Saiwai-Cho District	4,861	Wakakusa Dormitory (Women) 70
	Miki-Cho District		Kofu Dormitory (Men) 30
International House	Yashima District	844	Office, Assembly Room, Dining Room, Single Room (32)
International House	Maedahigashi-Cho District	622	Office, Multipurpose Room, Single Room (3), Couple Room (1), Family Room (6)