

# University Hospital

- History
- Organization
- Administrative Officials
- Number of Faculty and Staff Members
- Faculties and Graduate Schools
- Number of Students
- Credit Agreements Established Between Kagawa University and Other Universities
- Applicants and Enrollments
- Employment Situation of Graduates
- The Number of Scholarship Students
- Facilities
- Extension Courses
- International Affairs
- Budget Plan
- Research Partnership
- University Hospital
- Institutes
- Campus



- **Establishment**  
April 1, 1983
- **Total Building Area**  
44,472㎡
- **Open**  
October 20, 1983
- **Beds**  
Authorized beds 613beds

## 《Clinical Departments》

- |   |   |   |
|---|---|---|
| <ul style="list-style-type: none"> <li>■ Department of Internal Medicine Division of Endocrinology and Metabolism, Hematology, Rheumatology and Respiratory Medicine</li> <li>■ Department of Cardioresenal and Cerebrovascular Medicine</li> <li>■ Department of Gastroenterology and Neurology</li> <li>■ Dermatology</li> <li>■ Neuropsychiatry</li> </ul> | <ul style="list-style-type: none"> <li>■ Pediatrics</li> <li>■ Department of Maternal Fetal Medicine and Women's Health</li> <li>■ Pediatric Surgery</li> <li>■ Cardiovascular Surgery</li> <li>■ Gastrointestinal Surgery</li> <li>■ General Thoracic surgery Breast and endocrinological surgery</li> <li>■ Plastic and Reconstructive Surgery</li> </ul> | <ul style="list-style-type: none"> <li>■ Orthopedics Surgery</li> <li>■ Department of Urology, Adrenal Surgery and Renal transplantation</li> <li>■ Neurological Surgery</li> <li>■ Ophthalmology</li> <li>■ Department of Otolaryngology-Head and Neck Surgery</li> <li>■ Diagnostic Radiology</li> <li>■ Anesthesiology and Pain Clinic</li> <li>■ Oral and Maxilla-facial Surgery</li> </ul> |
|---|---|---|

## 《Central Clinical Facilities》

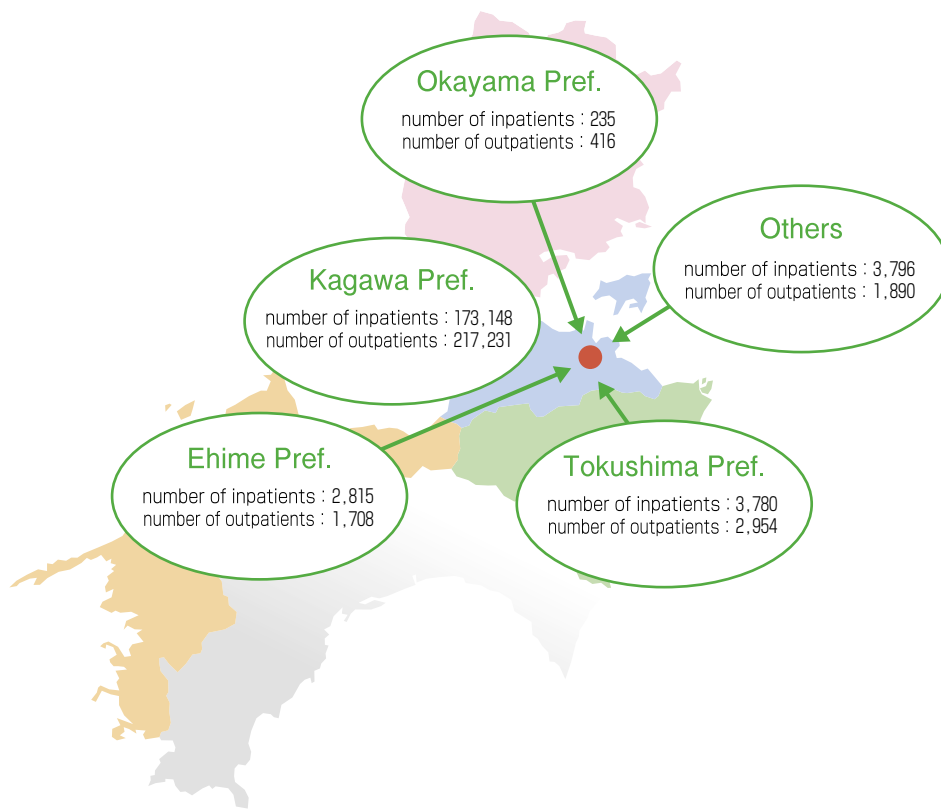
- |  |   |
|--|---|
| <ul style="list-style-type: none"> <li>■ Clinical Laboratory</li> <li>■ Surgical Center</li> </ul> | <ul style="list-style-type: none"> <li>■ Clinical Radiology</li> <li>■ Supply Center</li> </ul> |
|--|---|

## 《Special Therapeutic Facilities》

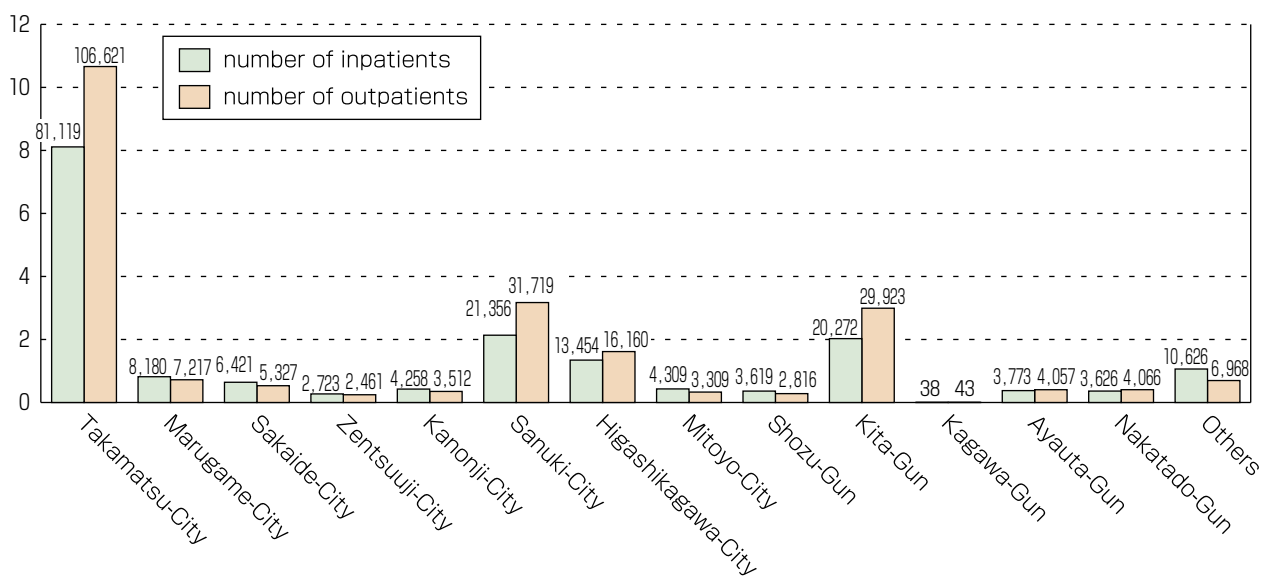
- |   |  |   |
|---|--|---|
| <ul style="list-style-type: none"> <li>■ Emergency Medical Center</li> <li>■ Integrated Medicine</li> <li>■ Radiation Oncology</li> <li>■ Intensive Care Unit</li> <li>■ Transfusion Medicine</li> <li>■ Diagnostic Pathology</li> <li>■ Medical Informatics</li> </ul> | <ul style="list-style-type: none"> <li>■ Department of Rehabilitation</li> <li>■ Synthesis Perinatal Period Mother and Child Medical Treatment Center</li> <li>■ Division of Dialysis and Apheresis</li> <li>■ Department of Endoscopy</li> <li>■ Oncology Center</li> </ul> | <ul style="list-style-type: none"> <li>■ Child and Family Psychiatric Guidance Clinic</li> <li>■ Division of Women's Health Care</li> <li>■ Higher Brain Dysfunction Clinic</li> <li>■ Clinical Genetics Unit</li> <li>■ Medical Engineering Equipment Management Center</li> </ul> |
|---|--|---|

- |  |   |  |
|--|---|--|
| <ul style="list-style-type: none"> <li>■ Medical Record &amp; Information Administration</li> <li>■ Clinical Trials Management Center</li> <li>■ Infection Control Team</li> <li>■ Medical Security and Safety Management Section</li> </ul> | <ul style="list-style-type: none"> <li>■ Division of Outpatient Chemotherapy</li> <li>■ Regional Outreach Office</li> <li>■ Post Graduate Clinical Education Center</li> <li>■ Clinical Education Training Management Room</li> </ul> | <ul style="list-style-type: none"> <li>■ Work-Life Balance Support Section</li> <li>■ Advanced Medical Research Center</li> <li>■ Diabetes Center</li> <li>■ Support Center for Community Health Professions</li> <li>■ Department of Pharmacy</li> <li>■ Department of Nursing</li> </ul> |
|--|---|--|

## Distribution of Outpatients by Prefecture



## Regional Distribution of Inpatients and Outpatients

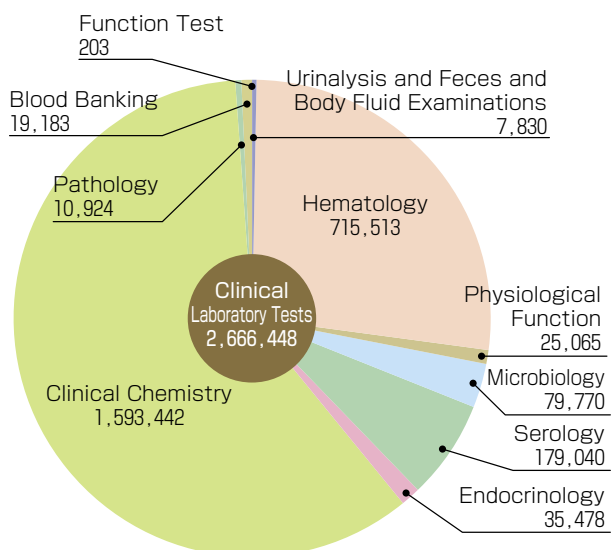


- History
- Organization
- Administrative Officials
- Number of Faculty and Staff Members
- Faculties and Graduate Schools
- Number of Students
- Credit Agreements Established Between Kagawa University and Other Universities
- Applicants and Enrollments
- Employment Situation of Graduates
- The Number of Scholarship Students
- Facilities
- Extension Courses
- International Affairs
- Budget Plan
- Research Partnership
- University Hospital
- Institutes
- Campus

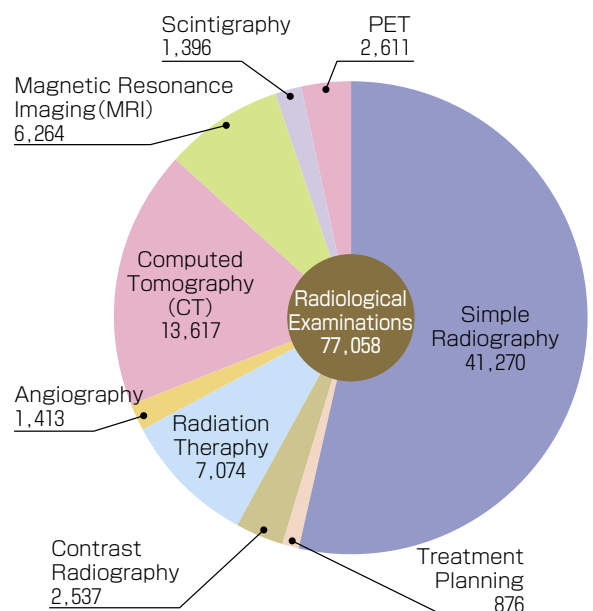
## Number of Patients

Clinical Medicine	Classification	Beds	Inpatients		Outpatients	
			Total	Per Day	Total	Per Day
	Department of Internal Medicine Division of Endocrinology and Metabolism, Hematology, Rheumatology and Respiratory Medicine	40	16,648	45.6	22,750	93.6
	Department of Cardiorenal and Cerebrovascular Medicine	33	12,755	34.9	13,286	54.7
	Department of Gastroenterology and Neurology	47	15,883	43.5	19,911	81.9
	Integrated Medicine	12	4,379	12.0	5,393	22.2
	Dermatology	12	3,384	9.3	10,243	42.2
	Neuropsychiatry	26	5,102	14.0	12,203	50.2
	Pediatrics	27	12,520	34.3	14,944	61.5
	Department of Maternal Fetal Medicine and Women's Health	55	22,048	60.4	15,319	63.0
	Cardiovascular Surgery	9	3,272	9.0	868	3.6
	Gastrointestinal Surgery	31	11,475	31.4	4,858	20.0
	General Thoracic Surgery Breast and Endocrinological Surgery	41	13,763	37.7	9,918	40.8
	Pediatric Surgery	7	2,612	7.2	3,371	13.9
	Orthopedics Surgery	49	16,705	45.8	19,124	78.7
	Plastic and Reconstructive Surgery	13	3,254	8.9	5,022	20.7
	Department of Urology, Adrenal Surgery and Renal Transplantation	23	7,400	20.3	11,311	46.5
	Neurological Surgery	24	8,309	22.8	5,834	24.0
	Ophthalmology	32	10,284	28.2	19,699	81.1
	Department of Otolaryngology-Head and Neck Surgery	20	5,724	15.7	11,986	49.3
	Radiology	3	154	0.4	6,050	24.9
	Anesthesiology and Pain Clinic	2	70	0.2	2,746	11.3
	Emergency Medical Center	20	5,318	14.6	805	3.3
	Oral and Maxillofacial Surgery	9	2,715	7.4	8,558	35.2
	Common	78				
Total		613	183,774	503.5	224,199	922.6

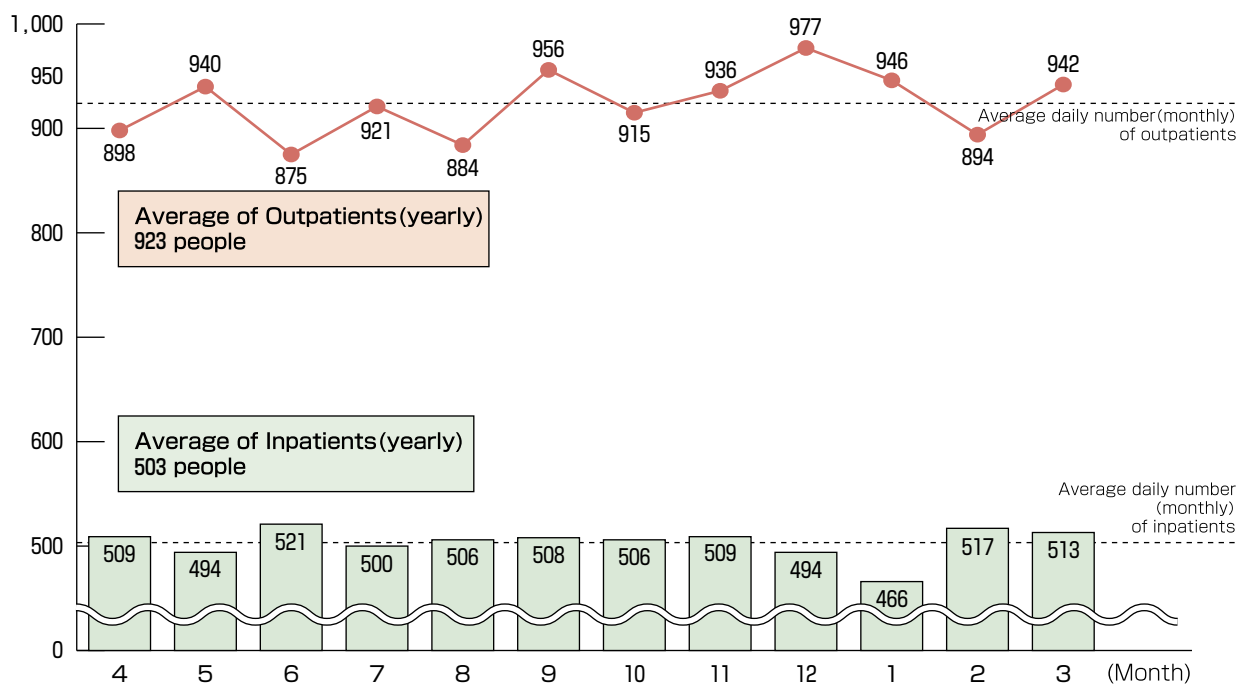
## Number of Clinical Laboratory Tests



## Patients of Radiological Examinations



## Average Daily Number of Inpatients and Outpatients in 2010



## Number of Emergency Cases

Outpatients	Inpatients	Total
2,919	1,644	4,563

## Number of Deliveries

Normal		Abnormal		Total
Mature	Immature	Mature	Immature	
335	56	80	74	545

## Number of Operations

Rate Classification	0~4,999 points	5,000~19,999 points	above 20,000 points	Total
Number	966	2,289	1,957	5,212

## Number of Prescription, TPN Aseptic Preparation, etc.

Classification	Prescription	TPN Aseptic Preparation	Medication Management and Consultation	Therapeutic Drug Monitoring	Drug Information Service for Outpatients
Number	104,048 Outpatients 12,400 Inpatients 91,648	3,616	4,508	4,873	10,596

History

Organization

Administrative Officials

Number of Faculty and Staff Members

Faculties and Graduate Schools

Number of Students

Credit Agreements Established Between Kagawa University and Other Universities

Applicants and Enrollments

Employment Situation of Graduates

The Number of Scholarship Students

Facilities

Extension Courses

International Affairs

Budget Plan

Research Partnership

University Hospital

Institutes

Campus